














Selection and ordering data


	Article No.		Article No.		
Totalizer 150 x 150 x 100D Nema 4 /IP65 enclosure Panel mount totalizer	7MH7723-1GG 7MH7726-1AU		Terminal box 1, 2 or, 4 load cell(s) / speed sensor, 150 x 200 x 100 NEMA 4/IP65 enclosure Mild steel Stainless steel Termination board spare Note: for MMI-3, 2 terminal boxes are required	7MH7723-1ND 7MH7723-1NE A5E03623963	
Ticket printers Ticket printer TM-U295, 100 ... 240 V	7MH7726-1AK 7MH7723-1GE		Belt scale connection cable 6 cond, 20 G (order per meter) Note: For use with 1 or 2 load cell belt scales, for 4 or 6 load cell belt scales use 2 cables. This cable is intended for less than 150 m (500 ft). Cable length orders exceeding 150 m (500 ft) may not be supplied as a continuous length.	7MH7723-1JR	
Ribbon Ink EPSON TM-U295	7MH7723-1GE				
Printer cables Printer cables for TM-U295 and TMU220B, RS 232, DB25 ... open end RS 485 ... RS 232 DB25 male converters for TMU295 and TMU220B printer	7MH7726-1AH 7MH7726-1AJ		Belt scale installation kit Note: comes with idler shims, alignment wire, and spacer blocks for idler alignment	7MH7723-1KC	
Portable Printer FastMark M4DT, USB/BT	A5E36716278		Inclinometer Celesco model IT9420	7MH7726-1AP	
Roll printer Roll printer, TMU220B, 100 ... 240 V (required for German and Spanish printing)	7MH7726-1AT				
Chart recorder Totalizer with Hi/Low alarm lights, 584 x 483 x 203D Nema 4 /IP65 enclosure	7MH7726-1AL		Belt scale spare load cells For Milltronics Torque shaft belt scale (MTS), model CD or CFT, mounting hardware included 50 lb (22.7 kg) 75 lb (34 kg) 100 lb (45.4 kg) 150 lb (68 kg) 300 lb (136.1 kg) 500 lb (226.8 kg) 750 lb (340.2 kg) 1 000 lb (453.6 kg) 1 500 lb (680.4 kg)	7MH7725-1BA 7MH7725-1BB 7MH7725-1BC 7MH7725-1BD 7MH7725-1BE 7MH7725-1BF 7MH7725-1BG 7MH7725-1BH 7MH7725-1BJ	
SIREC D200 display recorder	7ND4121-1AA01-1AA2				


	Article No.	
Belt scale spare load cells For MSI belt scale with round static beam, low-profile, mounting hardware included, model 60048-XXX-0137 or 60048-XXX-0129		
25 lb (11.3 kg)	7MH7725-1AJ	
50 lb (22.7 kg)	7MH7725-1AK	
100 lb (45.4 kg)	7MH7725-1AL	
200 lb (90.7 kg)	7MH7725-1AM	
400 lb (181.4 kg)	7MH7725-1AN	
500 lb (226.8 kg)	7MH7725-1AP	
1 000 lb (453.6 kg)	7MH7725-1AQ	


Belt scale spare load cells For retrofitting current and older version of MSI with Group 4, mounting hardware included, sensortronics 60048-xxx-0138, or RTI. Model 6500		
50 lb (22.7 kg)	7MH7725-1AC	
100 lb (45.4 kg)	7MH7725-1AD	
250 lb (113.4 kg)	7MH7725-1AE	
500 lb (226.8 kg)	7MH7725-1AF	
750 lb (340.2 kg)	7MH7725-1AG	
1 000 lb (453.6 kg)	7MH7725-1AH	

Belt scale spare load cells For retrofitting older version of MSI C462 (transducers incorporated), mounting hardware included		
50 lb (22.7 kg)	PBD-23900005	
100 lb (45.4 kg)	PBD-23900010	
250 lb (113.4 kg)	PBD-23900012	

Belt scale spare load cells For retrofitting older MMW & MCS belt scales that do not have a conduit adaptor, belt scale mounting hardware included		
50 lb	7MH7725-1BN	
100 lb	7MH7725-1BP	
250 lb	7MH7725-1BQ	

	Article No.	
Belt scale spare load cells For retrofitting older MIC belt scale, mounting hardware included		
25 lb	Replace with 50 lb	
50 lb (22.7 kg)	PBD-61009735	
100 lb (45.4 kg)	PBD-61009731	
250 lb (113.4 kg)	PBD-61009732	
500 lb (226.8 kg)	PBD-61009733	
1 000 lb (453.6 kg)	PBD-61009734	
Kit, 2 idler cable suspension	PBD-61010081	
Kit, 2 idler cable suspension, heavy duty	PBD-61010082	
Kit, 4 idler cable suspension, heavy duty	PBD-61010742	
Kit, 4 idler cable suspension, magnum	PBD-61010743	
Kit, 4 idler cable suspension, standard	PBD-61010741	
Shock washers	PBD-54000161	
Bearing flange 1 3/16	PBD-20250015	

Belt scale spare load cells For MUS HD aluminum model 7MH71202, mounting hardware included		
50 kg (110.2 lb)	7MH7725-1BW	
100 kg (220.4 lb)	7MH7725-1BX	
150 kg (330.7 lb)	7MH7725-1BY	
200 kg (440.9 lb)	7MH7725-1CA	
300 kg (661.4 lb)	7MH7725-1CB	
500 kg (1 102.3 lb)	7MH7725-1CC	

Belt scale spare load cells For WD600 model 7MH7185		
25 lb (11.3 kg)	PBD-23900224	
50 lb (22.7 kg)	PBD-23900225	